



# PCR (UV) CHAMBER WITH HEPA FILTER

Model

## PCR204H/214H


### Instruction Manual Supplement

- Thank you for purchasing PCR (UV) Chamber with HEPA Filter, PCR204H/214H of Yamato Scientific.
- To use this unit properly, read this "Instruction Manual" thoroughly before using the unit. Keep this instruction manual around this unit for reference at any time.





**WARNING:**

Carefully read and thoroughly understand the important warning items described in this




**HEPA filter and housing located on the back wall of the PCR Chamber.  
Remove the four (4) black knobs to release filter housing.**





**HEPA filter removed from housing.**  
**Note: Black gasket position**  
**Note: Direction of air flow (arrow on filter)**



**Reverse the steps to replace the new HEPA filter.**

## Responsibility

Please follow instructions in this document when using this unit. Yamato Scientific has no responsibility for accidents or breakdown of device due to failure to comply. Never conduct what this document forbids as unexpected accidents or breakdown may result.



## Instruction Manual for PCR (UV) Chamber with HEPA Filter Model PCR204H/214H

---

Yamato Scientific America Inc.  
925 Walsh Ave, Santa Clara, CA 95050  
Tel: 1-800-292-6286 / 408-235-7725  
<http://www.yamato-usa.com>

**For customer service:**  
Email: [customerservice@yamato-usa.com](mailto:customerservice@yamato-usa.com)  
**For technical support:**  
Email: [technical@yamato-usa.com](mailto:technical@yamato-usa.com)