


(1) Open the door and remove the packing you want to replace by hand.




Remove the gasket.

(2) Wash the packing attaching part with rags and replace the new packing, the seam of the packing is the direction of the door hinge.



Packing


Seam of packing



(3) Attach the packing attachment part by hammering the surface of the packing with a rubber hammer (so as not to use much force), make the lengths of the four sides of the paddle even, and set the four corners of the packing.



The surface of the packing




Fix the four corners of the packing first

The seam of the packing is aligned with the middle of the door's hinge direction.



(4) While fixing the rubber with a hammer, fix the center of the four sides of the packing.



Fix the four sides of the packing with the rubber hammer.



After installing the packing correctly, there is no irregularity on the surface.